

**littleBits™**  
ELECTRONICS

Workshop Set

Virtual Tour




# What's in the Kit?



- Support Materials
- Blue Power modules
- Orange Wire modules
- Pink Input modules
- Green Output modules
- Accessories (Mounts, Motor Mates)

# Support Materials


- Workshop Guide
- Module Description Cards
- [www.littlebits.cc](http://www.littlebits.cc)





# Organization

- Workshop Set colour coded by module type
- Layout simulates basic circuit design (Blue first, Green last)



# Top Layer | Power and Wire Modules





# Power Modules

---



- Blue modules provide power
- Every circuit starts with a blue module





# Wire Modules

- Orange modules are used to connect, extend, and split your circuits.
- Also include logic, Arduino and cloud modules.



# Bottom Layer | Input and Output Modules





# Input Modules


---

- Pink Input modules interact with the outside world.
- Include buttons, switches, and different sensors.
- Directly influence the green Output modules.



# Output Modules

- Green Output modules make things move, spring, and sing.
- Include lights, speakers, and motors.



# Image Credits

littleBits logo and Workshop Set image taken from the littleBits Media Kit via <http://littlebits.cc/pressroom>

All other images captured and edited by Brian Simmons, August 2014.